
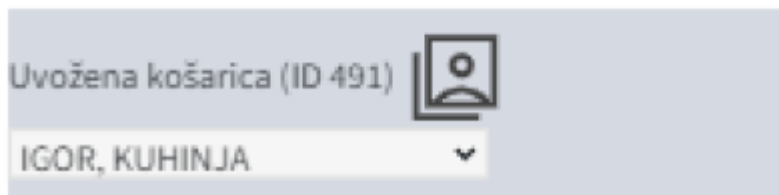


Priporočamo zamenjavo gesla takoj po prvi prijavi in približno na vsake 3 mesece.

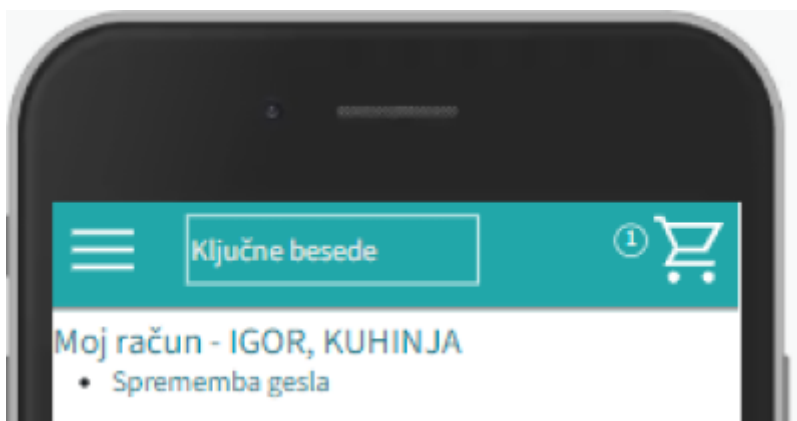
Sistem vsebuje polno poslovnih skrivnosti (vaših, naših in od dobaviteljev), zato je potrebno z dostopnimi podatki ravnati zelo skrbno.

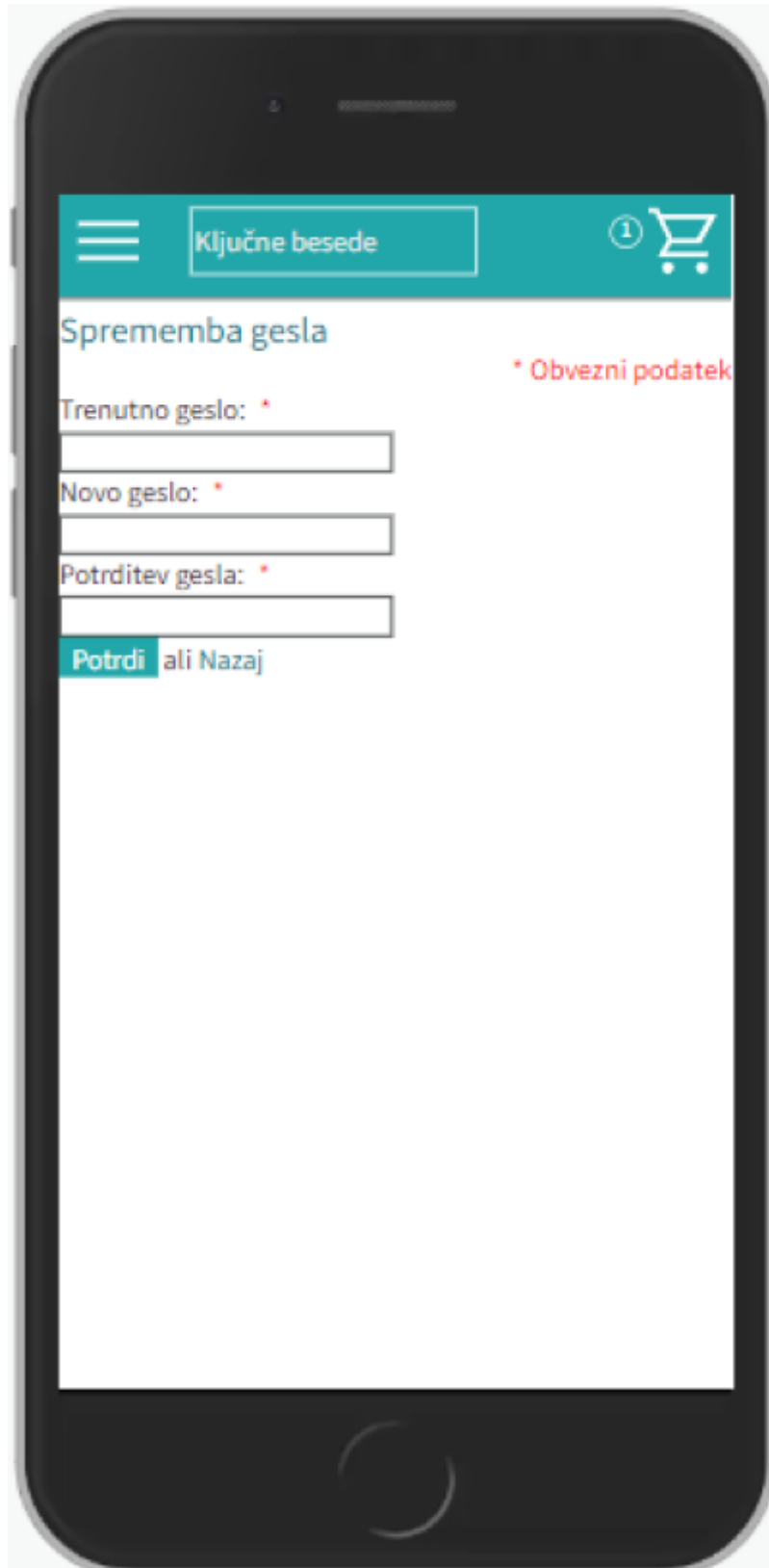
Za zamenjavo gesla kliknemo ikono 

Odpre se meni



Uporabimo ikono  Nastavitve





The screenshot shows a mobile application interface for changing a password. At the top, there is a teal header bar with a menu icon on the left, the text "Ključne besede" in the center, and a shopping cart icon with a notification bubble on the right. Below the header, the title "Sprememba gesla" is displayed in blue. To the right of the title, there is a red asterisk and the text "* Obvezni podatek". The form consists of three input fields: "Trenutno geslo: *" (Current password), "Novo geslo: *" (New password), and "Potrditev gesla: *" (Confirm password). Each field is followed by a red asterisk. At the bottom of the form, there are two buttons: "Potrdi" (Confirm) in teal and "ali Nazaj" (or Back) in black.

Za spremembo je potrebno vpisati obstoječe geslo, nato še 2x novo in potrditi z gumbom **Potrdi**

From:

<https://navodila.nabis.si/> - **Nabis navodila za uporabo**

Permanent link:

https://navodila.nabis.si/sprememba_gesla_m?rev=1557590363

Last update: **2019/05/11 17:59**